



FORMING MACHINERY INDUSTRY

JFMA STATISTICS 2011

CONTENTS

PRODUCTION, EXPORTS AND IMPORTS OF FORMING MACHINERY 1980 to 2010.....	2
PRODUCTION OF FORMING MACHINERY By Type of Machines	3-7
EXPORTS OF FORMING MACHINERY By Type of Machines	8-9
IMPORTS OF FORMING MACHINERY By Type of Machines	10-11

JAPAN FORMING MACHINERY ASSOCIATION

一般社団法人 日本鍛圧機械工業会

**PRODUCTION, EXPORTS AND IMPORTS OF
FORMING MACHINERY 1980 to 2010**

(Value Millions of Yen)

Year	Production	Exports	Imports
1980	185,459	59,798	11,902
1981	205,666	60,846	8,977
1982	163,108	67,062	11,238
1983	139,701	60,400	8,100
1984	181,007	100,022	13,928
1985	217,118	124,733	17,044
1986	258,703	152,647	12,646
1987	234,405	142,582	16,160
1988	229,845	117,812	14,160
1989	248,513	113,431	19,664
1990	281,486	120,445	25,799
1991	302,257	123,617	26,892
1992	227,073	117,045	28,204
1993	181,121	109,718	15,995
1994	131,571	111,452	9,672
1995	147,370	137,941	12,420
1996	161,494	165,068	13,747
1997	190,959	155,063	17,027
1998	165,082	117,578	16,946
1999	120,323	103,208	9,149
2000	137,716	124,249	7,522
2001	145,841	112,340	10,577
2002	91,691	98,671	7,948
2003	121,253	124,708	9,735
2004	132,238	129,809	12,140
2005	176,066	145,675	14,015
2006	196,107	150,766	18,419
2007	212,622	156,396	18,656
2008	211,809	157,710	16,667
2009	110,721	85,168	13,258
2010	111,164	99,834	7,613

Source : Production / Ministry of Economy, Trade and Industry
Exports, Imports / Ministry of Finance

PRODUCTION OF FORMING MACHINERY

By Type of Machines

(Value Millions of Yen)

Item	Grand Total		Bending Machines		Hydraulic Presses			
	Units	Value	Units	Value	Total		NC Hydraulic Presses	
Year	Units	Value	Units	Value	Units	Value	Units	Value
1982	-	163,108	771	7,396	5,648	32,668	-	-
1983	-	139,701	774	5,774	6,959	33,020	-	-
1984	-	181,007	1,539	5,932	9,145	31,661	-	-
1985	-	217,118	1,236	8,666	7,464	33,377	-	-
1986	-	258,703	985	7,125	6,619	35,424	-	-
1987	-	234,405	866	6,963	5,685	27,113	-	-
1988	-	229,845	959	6,975	7,212	33,887	1,419	4,976
1989	-	248,513	1,010	8,999	7,902	41,175	1,928	11,620
1990	33,545	281,486	815	8,492	7,782	45,353	1,737	11,181
1991	29,970	302,257	700	7,869	6,709	43,367	1,469	12,809
1992	21,007	227,073	496	8,563	4,243	31,361	1,009	11,674
1993	15,034	181,121	482	6,813	3,188	22,676	985	7,703
1994	14,934	131,571	472	5,288	3,374	17,163	943	6,140
1995	16,118	147,370	499	5,070	3,703	19,990	1,211	6,313
1996	15,787	161,494	428	5,437	3,757	21,105	1,986	7,997
1997	17,356	190,959	549	5,671	3,991	24,457	1,850	9,627
1998	12,970	165,082	442	6,314	3,096	19,745	1,099	6,543
1999	11,415	120,323	347	4,644	2,701	15,868	974	6,510
2000	13,083	137,716	438	5,867	3,324	19,107	1,517	9,253
2001	9,843	145,841	339	5,199	2,548	16,685	1,091	6,011
2002	5,926	91,691	298	4,907	1,204	11,391	286	1,819
2003	7,072	121,253	360	4,951	1,112	13,878	288	2,277
2004	7,855	132,238	373	6,224	1,121	14,609	316	2,806
2005	9,598	176,066	340	11,254	1,999	21,071	890	6,784
2006	11,040	196,107	526	9,248	2,227	21,834	1,177	9,484
2007	10,911	212,622	550	15,653	2,677	25,878	1,476	12,109
2008	9,022	211,809	437	11,733	2,229	26,734	1,346	10,673
2009	3,029	110,721	227	5,543	678	14,770	347	3,606
2010	4,629	111,164	273	8,055	1,185	22,681	705	5,057

Source : Production / Ministry of Economy, Trade and Industry

Item	Hydraulic Presses						Mechanical Presses Total	
	Less than 1000kN		1000kN~Less than 5000kN		5000kN and Over			
Year	Units	Value	Units	Value	Units	Value	Units	Value
1982	4,774	10,794	772	9,343	102	12,531	8,425	94,130
1983	6,095	12,151	765	9,054	99	11,815	8,399	72,645
1984	8,341	15,334	701	7,730	103	8,597	12,206	102,573
1985	6,428	13,531	936	11,085	100	8,761	11,559	133,304
1986	5,549	12,459	954	9,389	116	13,576	9,566	183,516
1987	4,656	9,985	958	10,331	71	6,796	9,710	168,696
1988	5,828	13,378	1,299	13,879	85	6,630	13,237	145,064
1989	6,395	15,714	1,414	17,914	93	7,547	13,672	145,145
1990	5,871	15,110	1,799	20,608	112	9,635	14,789	167,746
1991	5,172	11,487	1,426	18,333	111	13,546	12,464	184,881
1992	3,229	8,291	935	10,841	79	12,228	8,215	136,086
1993	2,496	7,150	607	7,058	85	8,467	6,328	115,296
1994	2,682	5,643	655	7,970	37	3,551	6,157	75,321
1995	3,014	6,238	634	7,324	55	6,429	6,809	88,175
1996	2,990	7,133	703	8,172	64	5,801	6,311	100,308
1997	3,083	7,714	822	9,626	86	7,146	7,584	124,437
1998	2,487	6,426	553	6,617	56	6,704	5,450	107,384
1999	2,109	6,066	555	5,435	37	4,367	4,584	77,802
2000	2,660	8,023	613	5,727	51	5,357	5,560	87,816
2001	1,966	6,343	542	6,191	40	4,151	4,450	102,922
2002	-	-	-	-	-	-	2,950	60,182
2003	-	-	-	-	-	-	3,837	83,348
2004	-	-	-	-	-	-	4,539	91,688
2005	-	-	-	-	-	-	5,374	118,778
2006	-	-	-	-	-	-	6,184	139,159
2007	-	-	-	-	-	-	6,413	145,065
2008	-	-	-	-	-	-	5,217	140,589
2009	-	-	-	-	-	-	1,511	72,953
2010	-	-	-	-	-	-	2,561	59,068

Source : Production / Ministry of Economy, Trade and Industry

(Value Millions of Yen)

Mechanical Presses

NC Mechanical Presses (included in (A))				Less than 1000kN (A)		1000kN~Less than 5000kN			
Total		Punching Machines		Others					
Units	Value	Units	Value	Units	Value	Units	Value		
-	-	-	-	-	-	6,371	25,084	1,870	29,966
-	-	-	-	-	-	6,502	27,320	1,773	24,364
-	-	-	-	-	-	9,628	43,611	2,419	33,072
-	-	-	-	-	-	8,707	42,420	2,638	38,325
-	-	-	-	-	-	7,109	36,364	2,215	40,430
-	-	-	-	-	-	7,172	33,465	2,246	34,588
1,597	34,715	1,515	16,161	82	18,554	10,365	46,478	2,662	37,010
1,928	39,345	1,843	22,789	85	16,556	10,736	46,324	2,725	45,479
1,573	39,257	1,490	22,359	83	16,898	11,270	53,611	3,341	52,076
1,311	45,081	1,170	17,842	141	27,239	9,161	51,376	3,081	46,612
1,017	35,533	910	13,512	107	22,021	6,045	38,428	2,011	34,122
937	26,252	781	11,498	156	14,754	4,680	30,945	1,509	24,312
932	16,669	814	11,555	118	5,114	4,640	32,671	1,434	19,361
982	19,081	847	11,774	135	7,307	5,065	37,055	1,599	22,816
1,273	27,387	1,121	14,147	152	13,240	4,587	37,668	1,580	24,238
1,610	30,329	1,370	17,900	240	12,429	5,693	43,389	1,715	26,861
1,606	29,268	1,398	20,480	208	8,788	4,100	39,945	1,202	20,472
1,213	21,647	923	14,135	290	7,512	3,456	32,800	1,022	14,504
1,444	29,374	1,266	20,926	178	8,448	4,402	44,143	1,053	17,015
1,269	23,310	1,042	14,740	227	8,570	3,396	32,416	907	15,651
544	5,813	342	2,657	202	3,156	2,121	15,251	708	15,415
1,011	16,395	633	4,474	378	11,921	2,793	22,135	834	21,001
1,168	17,005	818	5,484	350	11,521	3,529	27,310	788	16,197
1,034	22,328	690	10,420	344	11,908	4,309	34,882	796	18,566
1,159	25,054	803	12,913	356	12,141	5,028	43,394	877	21,838
1,601	32,719	1,186	18,722	415	13,997	5,148	48,666	957	21,895
1,215	26,363	824	12,882	391	13,481	4,074	40,624	840	24,440
212	9,759	-	-	-	-	1,151	13,435	252	24,159
642	13,260	-	-	-	-	2,198	25,981	299	13,948

Item	Mechanical Presses		Shearing Machines				Forging Machines	
	5000kN and Over				NC Shearing Machines			
Year	Units	Value	Units	Value	Units	Value	Units	Value
1982	184	39,080	4,362	15,097	-	-	346	5,434
1983	124	20,961	4,492	15,038	-	-	302	4,719
1984	159	25,890	6,290	18,862	-	-	844	8,206
1985	214	52,559	5,608	19,585	-	-	838	9,863
1986	242	106,721	4,339	16,680	-	-	612	8,233
1987	292	100,644	4,344	15,270	-	-	606	8,111
1988	210	61,576	5,829	19,698	-	-	748	9,966
1989	211	53,341	6,611	24,587	-	-	774	10,498
1990	178	62,059	7,467	28,074	-	-	689	11,546
1991	222	86,889	8,022	31,456	2,296	12,249	587	13,163
1992	159	63,536	6,430	24,074	1,535	7,618	485	8,948
1993	139	60,039	3,638	18,762	1,042	4,809	402	6,812
1994	83	23,288	3,336	14,108	869	3,764	357	8,158
1995	145	28,303	3,668	12,341	948	4,513	475	8,558
1996	144	38,403	3,826	12,855	712	3,340	420	8,037
1997	176	54,190	3,678	12,975	1,001	4,267	409	7,252
1998	148	46,966	2,402	11,065	817	3,456	375	6,191
1999	106	30,498	1,454	7,625	511	1,906	272	4,197
2000	105	26,658	1,460	5,973	522	1,987	319	6,371
2001	152	54,853	1,320	5,652	540	2,262	317	6,004
2002	121	29,516	905	4,697	-	-	194	4,540
2003	210	40,212	981	3,619	-	-	291	7,565
2004	222	48,184	928	3,858	-	-	300	8,216
2005	269	65,330	942	5,540	-	-	311	9,809
2006	279	73,927	1,124	5,853	-	-	337	8,654
2007	308	74,504	443	5,803	-	-	300	9,926
2008	303	75,525	266	6,094	-	-	274	13,233
2009	108	35,359	137	4,711	-	-	253	7,102
2010	64	19,139	86	2,247	-	-	191	13,014

Source : Production / Ministry of Economy, Trade and Industry

(Value Millions of Yen)

Wire Forming Machines	
Units	Value
891	8,383
969	8,505
1,695	13,773
1,405	12,322
771	7,726
890	8,253
1,677	14,254
1,745	18,109
2,003	20,276
1,488	21,522
1,138	18,040
996	10,762
1,238	11,533
964	13,234
1,045	13,824
1,145	16,167
1,205	14,384
2,093	10,187
1,982	12,582
869	9,381
375	5,974
491	7,892
594	7,643
632	9,614
642	11,359
528	10,297
599	13,426
223	5,642
333	6,099

EXPORTS OF FORMING MACHINERY
By Type of Machines

Commodity	Year		2001		2002		2003		2004	
	Units	Value	Units	Value	Units	Value	Units	Value	Units	Value
Forging or die-stamping machines (including presses) and hammers	1,594	13,755	1,408	11,439	1,910	20,917	1,346	19,999		
Bending, Folding, Straightening or Flattening machines (including presses)(NC)	491	7,076	541	6,446	567	7,204	675	6,344		
Bending, Folding, Straightening or Flattening machines (including presses)(not NC)	1,898	4,476	2,590	5,543	2,575	6,683	2,356	6,326		
Shearing machines (including presses), other than combined punching and shearing machines (NC)	75	958	150	1,743	160	2,614	192	2,064		
Shearing machines (including presses), other than combined punching and shearing machines (not NC)	10,818	2,596	10,643	2,118	14,972	2,369	5,489	2,941		
Punching or Noting machines (including presses), including combined punching and shearing machines (NC)	769	13,705	630	8,136	818	8,904	960	13,935		
Punching or Noting machines (including presses), including combined punching and shearing machines (not NC)	1,184	2,518	1,071	1,713	1,102	1,808	1,065	2,116		
Hydraulic presses	3,443	19,841	4,031	17,971	3,846	15,224	3,833	17,225		
Presses other than hydraulic presses	5,876	32,609	7,738	29,192	6,944	44,171	6,407	41,927		
Draw-benches for bars, tubes, profiles, wire or the like	238	1,816	351	2,485	395	2,539	292	1,742		
Thread rolling machines	262	1,024	284	863	276	1,813	425	2,702		
Machines for working wire	791	2,683	964	2,842	883	3,026	1,024	3,920		
Other forming machines	3,079	9,275	3,289	8,181	2,771	7,436	2,696	8,568		
Total	30,518	112,340	33,690	98,671	37,219	124,708	26,760	129,809		

Source : Ministry of Finance

(Value Millions of Yen)

2005		2006		2007		2008		2009		2010	
Units	Value	Units	Value	Units	Value	Units	Value	Units	Value	Units	Value
1,189	25,477	1,086	26,170	1,011	21,949	776	22,501	489	14,056	763	11,023
607	6,876	738	6,511	754	8,227	692	9,678	440	4,108	576	4,184
2,819	7,362	2,665	5,588	2,704	6,483	2,645	8,092	1,534	6,583	1,771	3,087
156	2,288	145	2,085	139	1,440	123	1,617	156	2,252	150	2,105
950	3,872	938	3,215	1,028	2,062	1,266	2,924	927	1,266	1,327	1,790
1,050	16,203	1,219	20,240	1,511	27,069	1,313	22,260	748	10,142	1,122	15,195
1,118	2,712	835	2,353	611	1,637	1,014	2,179	596	1,913	622	2,745
3,681	20,136	3,289	19,658	3,184	19,361	3,209	20,663	2,321	9,820	2,768	12,510
6,097	41,351	6,258	45,494	7,007	50,551	4,756	52,756	3,659	26,118	5,678	31,772
204	1,718	319	3,131	256	2,884	129	1,431	80	869	90	1,295
350	2,817	309	1,954	299	2,745	233	1,405	156	1,000	193	1,447
1,283	5,403	830	4,843	916	4,711	622	4,390	497	1,954	833	5,221
3,057	9,455	2,967	9,522	2,304	7,277	2,120	7,814	1,535	5,087	2,629	7,460
22,561	145,675	21,598	150,766	21,724	156,396	18,898	157,710	13,138	85,168	18,522	99,834

IMPORTS OF FORMING MACHINERY

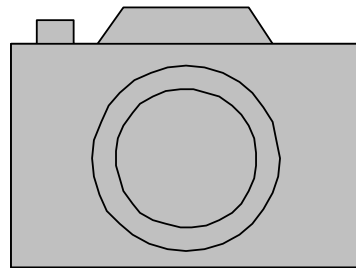

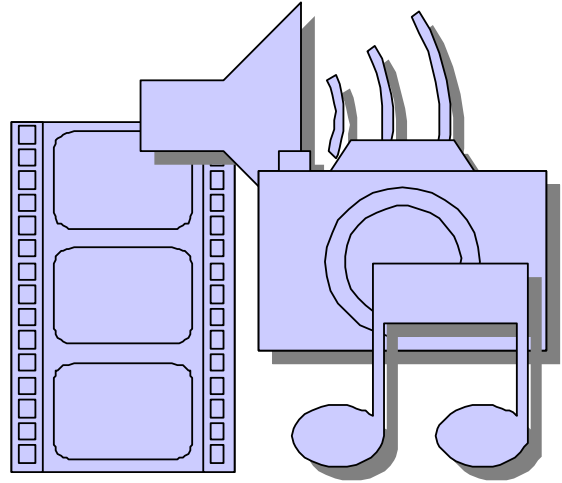

By Type of Machines

Commodity	Year		2001		2002		2003		2004	
	Units	Value	Units	Value	Units	Value	Units	Value	Units	Value
Forging or die-stamping machines (including presses) and hammers	115	2,783	64	907	80	1,066	113	2,453		
Bending, Folding, Straightening or Flattening machines (including presses)(NC)	38	928	37	1,316	129	2,511	88	1,977		
Bending, Folding, Straightening or Flattening machines (including presses)(not NC)	688	466	1,115	346	1,056	535	1,831	939		
Shearing machines (including presses), other than combined punching and shearing machines (NC)	12	268	6	94	13	386	8	202		
Shearing machines (including presses), other than combined punching and shearing machines (not NC)	1,382	423	956	285	523	722	518	266		
Punching or Noting machines (including presses), including combined punching and shearing machines (NC)	50	830	41	516	28	347	60	1,207		
Punching or Noting machines (including presses), including combined punching and shearing machines (not NC)	231	258	208	365	274	647	224	881		
Hydraulic presses	496	729	1,017	663	1,580	486	1,606	1,318		
Presses other than hydraulic presses	907	943	1,434	757	737	1,371	2,199	1,267		
Draw-benches for bars, tubes, profiles, wire or the like	21	154	20	248	43	428	76	475		
Thread rolling machines	31	202	24	159	29	80	40	82		
Machines for forming springs	5	107	4	10	5	99	3	32		
Machines for working wire	131	1,137	51	343	0	0	0	0		
Other forming machines	457	1,341	393	1,936	1,137	1,057	320	1,040		
Total	4,564	10,577	5,370	7,948	5,634	9,735	7,086	12,140		

Source : Ministry of Finance

(Value Millions of Yen)

2005		2006		2007		2008		2009		2010	
Units	Value	Units	Value	Units	Value	Units	Value	Units	Value	Units	Value
305	3,493	407	3,842	366	3,305	460	4,803	87	5,078	62	1,371
123	2,015	147	2,403	169	2,740	164	2,213	74	2,366	89	1,324
2,505	556	4,686	434	6,769	541	3,261	458	1,699	217	2,181	631
48	1,185	22	1,065	17	769	25	149	9	551	5	62
195	107	799	325	1,234	229	845	210	385	59	444	238
38	1,215	87	1,968	73	2,150	52	1,284	18	1,170	36	551
5,244	408	266	186	141	260	138	271	124	145	47	41
2,943	1,396	3,549	2,392	4,397	1,786	2,857	1,998	1,696	1,020	2,495	493
1,553	1,706	1,889	1,490	1,694	2,059	1,521	1,774	205	548	433	591
62	347	50	1,182	48	769	106	905	122	1,181	83	790
35	144	43	381	36	322	28	214	14	69	18	122
0	0	0	0	0	0	0	0	0	0	0	0
0	0	203	1,052	83	708	63	333	43	196	102	524
428	1,436	547	1,699	913	3,018	1,397	2,055	462	658	711	875
13,479	14,015	12,695	18,419	15,940	18,656	10,917	16,667	4,938	13,258	6,706	7,613



JAPAN FORMING MACHINERY ASSOCIATION

Kikaishinko Bldg. 3-5-8 Shibakoen, Minato-ku, Tokyo 105-0011 Japan
TEL: +81-3-3432-4579 FAX: +81-3-3432-4804
E-mail: info@j-fma.or.jp URL: <http://www.j-fma.or.jp>